



650W / 700W / 800W / 1000W
165(L)x150(W)x86(H) mm

450W / 550W
160(L)x150(W)x86(H) mm



Features

- 80 PLUS® BRONZE certified with over 88% efficiency
- Hybrid Modular Cabling Design makes system upgrade and replacement easy
- Anti3s Q-Brick design protects power supply from shock, static electricity, and slip
- Hydraulic Bearing Fan provides silent, cooling, and durable performance
- High efficiency +5Vsb circuit helps system meet EU ErP Lot 6 standard (lower than 1W power consumption at standby mode)
- Double Forward circuit design provides high efficiency
- Active PFC universal switching circuit improves Power Factor value up to 0.99
- Over Power, Over Voltage, and Short-circuit protection provide great safety to your system
- 6+2P PCI-E connector supplied supporting extreme graphic cards
- Powerful single +12V design provides maximum power and compatibility to latest CPUs and high-end graphics cards
- Extended CPU connector cable to 60cm facilitates installation with bottom-mounted PSU chassis

Specifications

		B450-MB	B550-MB	B650-MB	B700-MB	B800-MB	B1000-MB						
AC Input	Input Voltage	100-240VAC, 47-63Hz, Active PFC											
	Input Current	10-5.5A	10-5.5A	15-7.5A	15-7.5A	15-7.5A	15-7.5A						
DC Output	+3.3V	21A	21A	21A	24A	24A	24A						
		103W	103W	130W	130W	130W	130W						
	+5V	15A	15A	20A	24A	24A	24A						
	+12V	37.5A	450W	45.5A	546W	53A	636W	58A	696W	65A	780W	83A	996W
	-12V	0.3A	3.6W	0.3A	3.6W	0.3A	3.6W	0.3A	3.6W	0.3A	3.6W	0.3A	3.6W
+5Vsb	2.5A	12.5W	2.5A	12.5W	2.5A	12.5W	2.5A	12.5W	2.5A	12.5W	2.5A	12.5W	
Total Power		450W	550W	650W	700W	800W	1000W						



Anti3s Q-Brick Design

Anti3s Q-Brick design protects power supply from three aspects

1. Anti-shock 2. Anti-static 3. Anti-slippery



Hydraulic Bearing Fan

Hydraulic Bearing Fan delivers silent, cooling, and durable performance




Hybrid Modular Cabling Design




Hybrid modular cabling design makes system upgrade and replacement easy

Connectors



20+4P Main Power

- 450W x 1
- 550W x 1
- 650W x 1
- 700W x 1
- 800W x 1
- 1000W x 1




4+4P CPU

- 450W x 1
- 550W x 1
- 650W x 1
- 700W x 1
- 800W x 1
- 1000W x 1




8P CPU

- 800W x 1
- 1000W x 1



SATA

- 450W x 5
- 550W x 5
- 650W x 7
- 700W x 9
- 800W x 12
- 1000W x 12



Floppy

- 450W x 1
- 550W x 1
- 650W x 1
- 700W x 1
- 800W x 1
- 1000W x 1



6+2P(8P) PCI-E

- 450W x 2
- 550W x 2
- 650W x 2
- 700W x 4
- 800W x 4
- 1000W x 6



4P Molex

- 450W x 4
- 550W x 4
- 650W x 4
- 700W x 4
- 800W x 4
- 1000W x 6

